

Manual hose reels

AVVOLGITUBO MANUALI



Swivel joint side in the standard version
Lato giunto nella versione standard



Handle side in the standard version
Lato maniglia nella versione standard

EN Manual hose reels designed for the distribution of fluids such as diesel fuel, air, water, oil and grease at different pressure and temperature conditions for hoses having a maximum diameter of 1". The parts in contact with the fluid have metal details and high quality gaskets. Standard: handle with safety system, swivel joint and adjustable clutch. Optional: foldable handle, side arms complete with 4-rollers hose guide and rotation locking pusher.

FR Enrouleurs manuels utilisés pour distribuer des fluides tels que diesel, air, eau, huile, graisse à différentes pressions et températures pour des tuyaux avec diamètre jusqu'à 1". Composants en contact avec le fluide constitués de pièces métalliques et de joints de haute qualité. De série: poignée avec système de sécurité, raccord tournant et embrayage réglable. En option: poignée

pliable, bras latéraux complets avec guide-tuyau à 4 rouleaux et poussoir de blocage de la rotation.

DE Schlauchaufroller zur Abgabe von versch. Flüssigkeiten, wie z.B. Diesel-Kraftstoff, Luft, Wasser, Öl und Fett mit bis zu 1" Schlauchdurchmesser. Teile mit Kontakt von Flüssigkeiten aus spez. Metallen und Dichtungen hoher Qualität. Serienmäßig: Griff mit Sicherheitssystem, Drehgelenk und einstellbare Kupplung. Optional: klappbarer Griff, Seitenarme komplett mit 4-Rollen-Schlauchführung und Drücker mit Rotationssperre.

ES Enrolladores manuales preparados para distribuir fluidos como diesel, aire, agua, aceite y grasa con diversas condiciones de presión y temperatura con manguera de hasta 1" de diámetro. Componentes en

contacto con el fluido constituidos por partes metálicas y guarniciones de alta calidad. Estándar: empuñadura con sistema de seguridad, rotula giratoria y embrague regulable. Opcional: manija plegable, brazos laterales completos con guía de manguera de 4 rodillos y empujador de bloqueo de rotación.

IT Avvolgitubo manuali adatti per distribuire fluidi quali gasolio, aria, acqua, olio, grasso a diverse pressioni e temperature per tubi aventi diametro massimo 1". Parti a contatto con il fluido costituite da particolari metallici e guarnizioni di elevata qualità. Di serie: maniglia dotata di sistema di sicurezza, giunto girevole e frizione regolabile. Optional: maniglia ripiegabile, bracci laterali completi di guida tubo a 4 rulli e spintore bloccaggio rotazione.

STANDARD FOR MOD. H-HL-HM-HB



Manually operated **safety system** that prevents the handle rotation during the unwinding of the hose
Sistema di sicurezza ad azionamento manuale che evita la rotazione della maniglia durante lo svolgimento del tubo

Metal **swivel joint** with high quality gaskets
Giunto girevole metallico con guarnizioni di elevata qualità



Adjustable clutch: allows to adjust the rotation speed of the drum during the unwinding of the hose
Frizione regolabile: permette di regolare la velocità di rotazione del tamburo durante lo svolgimento del tubo

OPTIONAL FOR MOD. H-HL-HM-HB

**Foldable handle/Maniglia ripiegabile**

Ordering the version indicating the hose reel code followed by "R"
 Ordinare la versione indicando il codice dell'avvolgitubo seguito da "R"

**Rotation locking pusher/Spintore bloccaggio rotazione**

Code **0803** for mod. H-HL-HM-HB

Allows to lock the drum rotation. Recommended in environments with vibrations (trucks, industrial machinery, ...)
 Optional, supplied in separate packaging and not assembled on the hose reel

Permette il bloccaggio della rotazione del tamburo. Consigliato in ambienti con vibrazioni (camion, macchinari industriali, ...)
 Optional fornito in imballo separato e non montato sull'avvolgitubo

**Side arms complete with 4-roller hose guide Bracci laterali completi di guida tubo a 4 rulli**

Code **KB4RH** for mod. H
 Code **KB4RHL** for mod. HL
 Code **KB4RHM** for mod. HM
 Code **KB4RHB** for mod. HB

Optional, supplied in separate packaging and not assembled on the hose reel
 Optional fornito in imballo separato e non montato sull'avvolgitubo

H-HL-HM-HB manual RAL 7040

GALVANIZED AND POWDER COATED STRUCTURE / STRUTTURA ZINCATA E VERNICIATA

∅ 445 mm (mod. H-HL-HM)
∅ 550 mm (mod. HB)

optional [page 88-93](#)

0803

KB4RH (HL-HM-HB)

0835K

only for / per
HL200110ST
HM200120ST
HB200130ST



R - Foldable handle
Ordering the version indicating the hose reel code followed by "R"
R - Maniglia ripiegabile
Ordinare la versione indicando il codice dell'avvolgitubo seguito da "R"



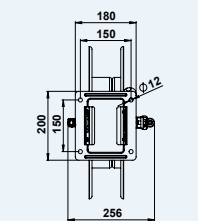
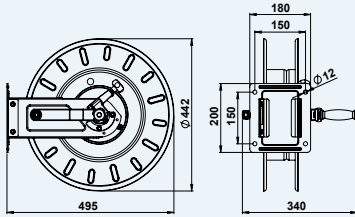
Hose reels capacity (m) / Capacità degli avvolgitubo (m)

∅ ext. Hose (mm)	A (1/4"-5/16"-3/8")				B (1/2"-5/8")		C (3/4") 20 bar/290 psi		D (1") 20 bar/290 psi	E (3/4"-1") 60 bar/870 psi	
	12	14	16	18	20	23	25	27	35	27	35
H	60	50	30	25	20	15	-	-	-	-	-
HL	90	80	45	40	35	25	22	20	10	-	-
HM	175	130	90	60	50	45	40	30	20	25	15
HB	250	210	120	100	90	70	65	60	30	55	25

H

Dimensions (mm) / Dimensioni (mm)

OPTIONAL

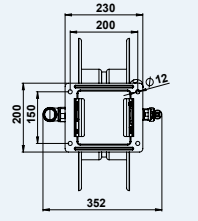
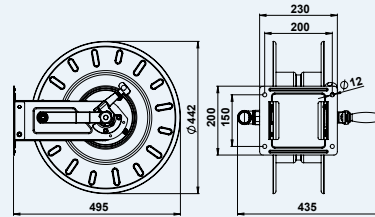


with foldable handle
con maniglia ripiegabile

HL

Dimensions (mm) / Dimensioni (mm)

OPTIONAL

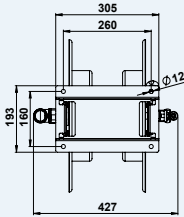
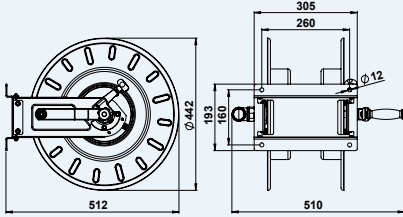


with foldable handle
con maniglia ripiegabile

HM

Dimensions (mm) / Dimensioni (mm)

OPTIONAL

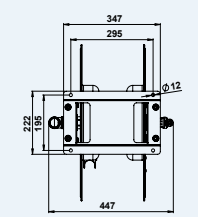
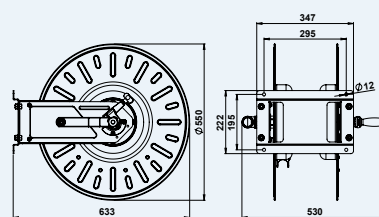


with foldable handle
con maniglia ripiegabile

HB

Dimensions (mm) / Dimensioni (mm)

OPTIONAL



with foldable handle
con maniglia ripiegabile

Hose reels models H-HL-HM-HB whitout hose / Avvolgitubo modelli H-HL-HM-HB senza tubo

Fluid Fluido	Max. pressure Pressione max.	Code Codice	Inlet (Bsp) Entrata (Gas)	Outlet Uscita	Capacity Capacità (Table page 48)	Weight (kg) Peso (kg)	
Air/Aria Water/Acqua Oil/Olio	60 bar/870 psi	H603830ST	3/8" F	G 3/8" M	A	9	
		HL603845ST	3/8" F	G 3/8" M		10	
		HM603890ST	3/8" F	G 3/8" M		11	
		HB6038120ST	3/8" F	G 3/8" M		15	
Grease/Grasso Water/Acqua 150°C	400 bar/5800 psi	H4V3825ST	3/8" F	G 3/8" M	1/4"-5/16"-3/8"	9	
		HL4V3840ST	3/8" F	G 3/8" M	10		
		HM4V3860ST	3/8" F	G 3/8" M	11		
		HB4V38100ST	3/8" F	G 3/8" M	15		
Air/Aria Water/Acqua Oil/Olio	400 bar/5800 psi	H4V1220ST	1/2" M	G 1/2" M	B	9	
		HL4V1235ST	1/2" M	G 1/2" M		10	
		HM4V1250ST	1/2" M	G 1/2" M		11	
		HB4V1290ST	1/2" M	G 1/2" M		15	
Air/Aria Water/Acqua Diesel fuel/Gasolio	20 bar/290 psi	HL203420ST	1" F	Ø 19 mm	C	10	
		HM203430ST	1" F	Ø 19 mm		11	
		HB203460ST	1" F	Ø 19 mm		15	
		HL200110ST	1" F	Ø 25 mm		D	10
		HM200120ST	1" F	Ø 25 mm			11
		HB200130ST	1" F	Ø 25 mm			15
Oil/Olio	60 bar/870 psi	HM600115ST	1" M	G 1" M	E	11	
		HB600125ST	1" M	G 1" M		3/4"-1"	15