

AKBO ball bearing swivels


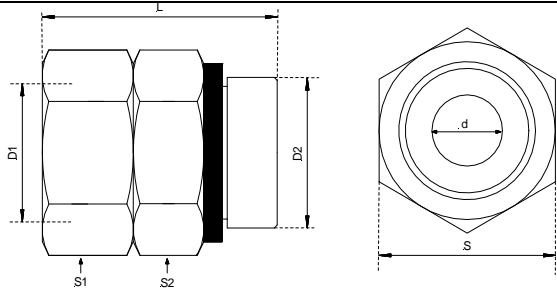


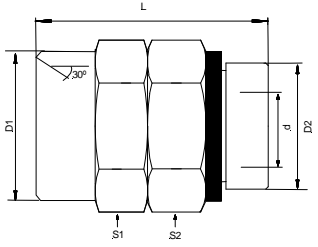
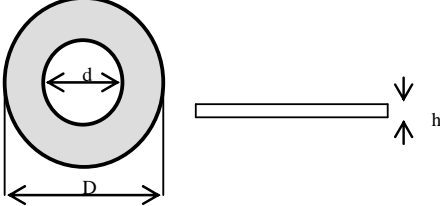


The ball bearing swivels are available in brass, chrome plated brass and in full stainless steel (316).

In case of using a water gun with a fixed hose tail, the ball bearing swivel will improve the users comfort and the water hose's life time.

All brass swivels have EPDM sealings, all stainless steel swivels have VITON sealings.

These swivels are for the low pressure environment and can take up to 30 bar.

																	
Brass			Chrome			Stainless steel			Measures								
			L	d	D1	D2	S1	S2									
Male/Female																	
SWM09-1/2			SWC09-1/2			SWR09-1/2			40	9	1/2"	1/2"	27	27			
SWM09-3/4			SWC09-3/4			SWR09-3/4			40	9	3/4"	1/2"	30	27			
SWM14-3/4			SWC14-3/4			SWR14-3/4			59	14	3/4"	1/2"	30	27			
SWM12-3/4M x 3/4F						SWR12- 3/4M x 3/4F			40	12	3/4"	3/4"	30	30			
SWM18 - 1M x 1F						SWR18 - 1M x 1F			49	18	1	1	36	36			
																	
Male / Male																	
SWM09-1/2Mx1/2M						SWR09-1/2Mx1/2M			46	9	1/2"	1/2"	27	27			
SWM09-1/2Mx3/4M						SWR09-1/2Mx3/4M			48	9	3/4"	1/2"	27	27			
Flat Sealings																	
EPDM			VITON														
<i>Male side</i>			<i>Male side</i>			d			D						h		
SWSEM 1/2			SWSVM 1/2			17			26						2		
SWSEM 3/4			SWSVM 3/4			23,5			32						2		
<i>Female side</i>			<i>Female side</i>														
SWSEF 1/2			SWSVF 1/2			11			23						2		
SWSEF 3/4			SWSVF 3/4			15			27			2					

All bold printed items are ex. Stock available. Other dimensions on request